




iTrans USB2-TR100

USB 2.0 Extender (100M)



User Manual

VER 2.0

Thank you for purchasing this product

For optimum performance and safety, please read these instructions carefully before connecting, operating or adjusting this product. Please keep this manual for future reference.

Surge protection device recommended

This product contains sensitive electrical components that may be damaged by electrical spikes, surges, electric shock, lightning strikes, etc. Use of surge protection systems is highly recommended in order to protect and extend the life of your equipment.

Table of Contents

1. Introduction.....	1
2. Features.....	1
3. Package Contents.....	1
4. Specifications.....	2
5. Operation Controls and Functions.....	3
5.1 Transmitter Panel.....	3
5.2 Receiver Panel.....	4
6. Application Example.....	5

1. Introduction

The USB 2.0 Extender can extend USB signal up to 100m / 328ft via a single Cat5e/6 cable. In the transmitter, the USB-B port is connected to a PC. In the receiver, you can connect a device with USB port (such as U disk or printer, etc.) through the two USB ports. Both Transmitter and Receiver support PoC (Power over Cable) function. The product can be widely used for long distance signal transmission between a PC and USB device. Simple plug and play, no drive and installation setting required.

2. Features

- ☆ Support USB 2.0 protocol, transmission rate is up to 200Mbps
- ☆ Transmission distance is up to 100m / 328ft via a single CAT5e/6 cable
- ☆ Support one USB-B port input in the transmitter
- ☆ Support two USB 2.0 ports output in the receiver
- ☆ Support PoC function, it means that either transmitter or receiver is powered through 12V/1A power adapter, the other doesn't need power supply
- ☆ Simple plug and play, no drive and installation setting required
- ☆ Compact design for easy and flexible installation

3. Package Contents

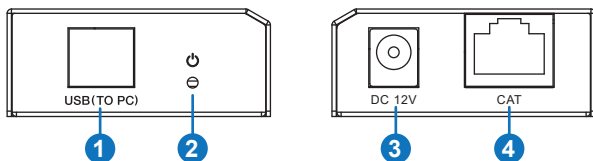
- ① 1× USB 2.0 Extender (Transmitter)
- ② 1× USB 2.0 Extender (Receiver)
- ③ 1× USB cable (USB-B male head to USB-A male head, 1 meter)
- ④ 1× 12V/1A Locking Power Adapter
- ⑤ 1× User Manual

4. Specifications

Technical	
USB Protocol	USB 2.0
Transmission Rate	Up to 200Mbps
Transmission Distance	100M (328ft)
ESD Protection	Human-body Model: ±8kV (Air-gap discharge) , ±4kV (Contact discharge)
Connection	
Transmitter	Input port: 1×USB [USB-B, female] Output port: 1×CAT [RJ45, female]
Receiver	Input port: 1×CAT [RJ45, female] Output port: 2×USB [USB-A, female]
Mechanical	
Housing	Metal Enclosure
Color	Black
Dimensions	Transmitter / Receiver: 82mm (W)×49mm (D)×20mm (H)
Weight	Transmitter / Receiver: 100g
Power Supply	Input: AC100~240V 50/60Hz Output: DC 12V/1A (US/EU standards, CE/FCC/UL certified)
Power Consumption	Transmitter: 1.3W, Receiver: 2.3W
Operating Temperature	0°C ~ 40°C / 32°F ~ 104°F
Storage Temperature	-20°C ~ 60°C / -4°F ~ 140°F
Relative Humidity	20~90% RH (non-condensing)

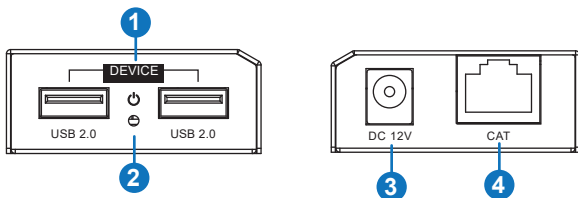
5. Operation Controls and Functions

5.1 Transmitter Panel



Number	Name	Function Description
1	USB (TO PC)	USB port, connect to the USB port of a PC through a USB-B male head to USB-A male head wire.
2	POWER LED	Power LED indicator. The green LED will be on when the transmitter is powered on.
3	DC 12V	Plug DC 12V/1A power supply into the unit and connect the adapter to an AC outlet.
4	CAT port	The CAT port is connected to receiver's CAT port via a CAT5e/6 cable.

5.2 Receiver Panel



Number	Name	Function Description
1	USB 2.0 port	Connect to a device with USB port such as printer or U disk, etc..
2	POWER LED	Power LED indicator. The green LED will be on when the transmitter is powered on.
3	DC 12V	Plug 12V/1A DC power supply into the unit and connect the adapter to an AC outlet.
4	CAT port	The CAT port is connected to transmitter's CAT port by CAT5e/6 cable.

6. Application Example

